




Club Health Assessment for District 8 L through January 2025

			Status	Membership							Reports					Finance	LCIF
Club Number	Club Name	Charter Date		Current Member Count	YTD Members Added	YTD Members Dropped	YTD Net Growth	YTD Net Growth%	Member Count 12 Months Ago	Avg. length of service for dropped members	Months Since Last MMR ***	Yrs. Since Last Officer Report	President Rotation	Vice President Reported ****	Months Since Last Activity Report ***	Account Balance	Donations for current Fiscal Year
			Number of times on status quo within last two years	If below 15 members appears				If net loss is greater than 20% appears			If no report in 3 months appears in	When more than one year appears in	Number of repeat terms	Notes the officers that do not have an active	If no report at 12 months red		
Clubs less than two years old																	
171198	Greenwood	06/07/2024	Active	11	0	14	-14	-56.00%	0	0	1			N	M,SC	N/R	90+ Days
Clubs more than two years old																	
63015	ANACOCO	04/17/2000	Active	17	0	2	-2	-10.53%	19	25	1		2	N		6	
3824	ARCADIA	05/28/1968	Active	20	0	0	0	0.00%	21		6			N		16	
3826	BOSSIER CITY	09/02/1927	Active	68	1	6	-5	-6.85%	76	8	0			N	SC	0	\$50.00
53142	BOSSIER CITY BOSSIER CENTRAL	05/22/1992	Active	11	0	1	-1	-8.33%	15	35	0		None	R	P,M,SC	1	\$100.00
Exc Award (06/30/2019, 06/30/2022, 06/30/20)																	
3835	FLORIEN	06/28/1960	Active	15	1	0	1	7.14%	14		6			IP	S,M,VP,SC	24+	
3836	GIBSLAND	12/13/1928	Active	30	4	1	3	11.11%	27	46	0			N	SC	24+	
3837	HAYNESVILLE	03/12/1926	Active	16	1	4	-3	-15.79%	19	8	2		4	R	M	24	
3839	HOMER	05/28/1926	Active	38	1	0	1	2.70%	42		1		7		M,VP,SC	17	
3841	LEESVILLE	06/17/1942	Active	79	3	1	2	2.60%	80	1	3			N	SC	2	
140517	Louisiana Animal Rescue Angels	01/07/2020	Active	14	4	1	3	27.27%	11	5	0			N	M,SC	19	
3843	MANSFIELD	04/19/1940	Active	24	0	1	-1	-4.00%	24	2	2				M,VP,SC	19	
3844	MANY	08/22/1927	Active	17	1	1	0	0.00%	17	18	2			R	M,SC	22	
3845	MINDEN	10/22/1925	Active	87	1	10	-9	-9.38%	95	8	1			N	M,SC	15	
Exc Award (06/30/2018, 06/30/2019)																	
3846	MINDEN EVENING	07/14/1959	Active	22	3	0	3	15.79%	18		0			N		7	
Exc Award (06/30/2020, 06/30/2021, 06/30/20)																	
3847	NATCHITOCHES	10/07/1943	Active	50	1	3	-2	-3.85%	54	22	1			N	SC	24+	\$100.00
3853	NORTH SHREVEPORT	01/10/1952	Active	46	1	1	0	0.00%	47	9	0			R	M	1	\$1,686.91
Exc Award (06/30/2018, 06/30/2019, 06/30/20)																	
3849	RUSTON	02/22/1946	Active(1)	18	0	1	-1	-5.26%	19	25	2		3	R	SC	24+	\$150.00
3852	SHREVEPORT DOWNTOWN	10/19/1917	Active	12	0	1	-1	-7.69%	12	8	0		3	N	SC	23	
117113	SHREVEPORT RED RIVER	06/13/2012	Active	10	0	1	-1	-9.09%	12	12	5		2	R	M,SC	6	\$184.00



Club Health Assessment for District 8 L through January 2025

					Membership										Reports				Finance		LCIF
Club Number	Club Name	Charter Date	Status		Current Member Count	YTD Members Added	YTD Members Dropped	YTD Net Growth	YTD Net Growth%	Member Count 12 Months Ago	Avg. length of service for dropped members	Months Since Last MMR ***	Yrs. Since Last Officer Report	President Rotation	Vice President Reported ****	Months Since Last Activity Report ***	Account Balance	Donations for current Fiscal Year			
			Number of times on status quo within last two years		If below 15 members appears				If net loss is greater than 20% appears		If no report in 3 months appears in		When more than one year appears in		Number of repeat terms		Notes the officers that do not have an active		If no report at 12 months appears in red		
Exc Award (06/30/2020, 06/30/2023) 3857 SIMSBORO12/08/1966			Active		27	1	0	1	3.85%	23	2		4	R	M,SC	2					
Current Total Clubs Count	YTD New Clubs Count	YTD Cancelled Clubs Count	YTD Net Club Gain	Current Total Members Count	YTD Add	YTD Drop	YTD Net Growth	YTD Net Growth %	Member Count 12 Months Ago	Average Member Count Per Club	% of Clubs with less than 20 members	% No MMR in 3 Months	% No Officer Report in 12 Months	% of Clubs with balance 90+ days	Number of Clubs in Status Quo	% Status Quo Clubs in Financial Suspension	Number of Cancelled Clubs	Average Cancelled Club Age	Members Lost Due to Cancellation	% of Clubs Cancelled for Non-Financial Reasons	
21	0	0	0	632	23	49	-26	-3.95%	645	30	48%	19%	0%	5%	0	0%	0	0	0	0%	

* - P - Priority Club. Cancellation Reasons: 1-Objectives/conduct, 2-Non-active club, 5-Non-existing club, 6-Disbanding, 7-Merger, 8-Financial Suspension, 9-District/Multiple District Dues.

** - Abbreviation: P-President, S-Secretary, T-Treasurer, M-Member Chairperson, VP-First Vice President, MC-Communications Chairperson, SC-Service Chairperson

*** - Abbreviation: N/R - Never reported using the Lions Clubs website, N/A - Not applicable, No password registered for the Lions Clubs website.

**** - Abbreviation: N - New, IP - Immediate Past, R - Repeat.



Club Health Assessment for District 8 I through January 2025

			Status	Membership							Reports					Finance		LCIF
Club Number	Club Name	Charter Date		Current Member Count	YTD Members Added	YTD Members Dropped	YTD Net Growth	YTD Net Growth%	Member Count 12 Months Ago	Avg. length of service for dropped members	Months Since Last MMR ***	Yrs. Since Last Officer Report	President Rotation	Vice President Reported ****	Months Since Last Activity Report ***	Account Balance	Donations for current Fiscal Year	
			Number of times on status quo within last two years	If below 15 members appears				If net loss is greater than 20% appears			If no report in 3 months appears in	When more than one year appears in	Number of repeat terms	Notes the officers that do not have an active	If no report at 12 months appears in red			
Clubs more than two years old																		
3863	ALEXANDRIA	03/07/1929	Active	64	7	4	3	4.92%	67	2	0			IP	M	0		
Exc Award (06/30/2019, 06/30/2023)																		
52813	ALEXANDRIA HEART CITY PACESETTERS	04/06/1992	Active	10	0	0	0	0.00%	11		6		9		M,VP,SC	24+		
47400	ALEXANDRIA RAPIDES METRO	06/09/1987	Active	10	0	0	0	0.00%	10		15	1	None		P,S,T,M,VP SC	7		
3866	BASTROP	06/13/1946	Active	22	2	2	0	0.00%	22	5	0		7	R	M,SC	N/R		
3869	BUNKIE	04/01/1940	Active	21	0	1	-1	-4.55%	23	7	1			N	M,SC	24+		
Exc Award (06/30/2018)																		
3870	COLFAX	11/03/1930	Active	14	0	2	-2	-12.50%	15	1	5		4	R	M,SC	24+		
Exc Award (06/30/2017)																		
3871	COLUMBIA	05/15/1951	Active	32	0	0	0	0.00%	37		11	1	None		P,S,T,M,VP SC	24+		
58070	COTTONPORT BAYOU ROUGE	04/02/1996	Active	17	0	0	0	0.00%	16		12	1	None		P,S,T,M,VP SC	N/R		
3874	FARMERVILLE	01/18/1929	Active	33	0	1	-1	-2.94%	31	2	0			N	M,SC	24+		
3883	GREATER OUACHITA	03/29/1948	Active	11	1	0	1	10.00%	13		0		6		M,VP,SC	22		
62643	JENA	01/03/2000	Cancelled(8*)	0	0	15	-15	-100.00%	13	12	1		None		P,S,T,M,VP SC	N/R	90+ Days	
3875	JONESVILLE	01/29/1954	Active	15	0	0	0	0.00%	18		12	1	None		P,S,T,M,VP SC	N/R		
3879	MANSURA	01/19/1962	Active(1)	11	0	0	0	0.00%	11		12		None		P,T,M,VP,SC	N/R		
3880	MARKSVILLE	06/11/1938	Active	41	2	0	2	5.13%	39		0		4		M,VP,SC	N/R		
3881	MER ROUGE	11/26/1943	Active	37	0	0	0	0.00%	37		19	1	None		P,S,T,M,VP SC	N/R		
3882	MONROE DOWNTOWN	08/02/1921	Active(1)	11	0	0	0	0.00%	11		14	1	None		P,S,T,M,VP SC	24+		
3887	PINEVILLE	03/18/1947	Active(1)	9	0	10	-10	-52.63%	16	18	2		2	R	M,SC	24+		
3889	SWARTZ	01/26/1965	Active(1)	7	0	0	0	0.00%	7		11		None		P,S,T,M,VP SC	24+		
3891	VIDALIA	01/21/1954	Active	19	0	0	0	0.00%	17		13	1	None		P,S,T,M,VP SC	N/R		
3894	WINNFIELD	10/18/1943	Active	5	0	3	-3	-37.50%	10	13	0			IP	M,SC	24+	\$1,890.00	
Exc Award (06/30/2018)																		



Club Health Assessment for District 8 I through January 2025

					Membership										Reports				Finance		LCIF																																																																																																																																																																																																																																																																																																																																																																																																																																																																																																																																																																																				
Club Number	Club Name	Charter Date																																																																																																																																																																																																																																																																																																																																																																																																																																																																																																																																																																																																							

* - P - Priority Club. Cancellation Reasons: 1-Objectives/conduct, 2-Non-active club, 5-Non-existing club, 6-Disbanding, 7-Merger, 8-Financial Suspension, 9-District/Multiple District Dues.

** - Abbreviation: P-President, S-Secretary, T-Treasurer, M-Member Chairperson, VP-First Vice President, MC-Communications Chairperson, SC-Service Chairperson

*** - Abbreviation: N/R - Never reported using the Lions Clubs website, N/A - Not applicable, No password registered for the Lions Clubs website.

**** - Abbreviation: N - New, IP - Immediate Past, R - Repeat.



Club Health Assessment for District 8 O through January 2025

			Status	Membership							Reports					Finance		LCIF			
Club Number	Club Name	Charter Date		Current Member Count	YTD Members Added	YTD Members Dropped	YTD Net Growth	YTD Net Growth%	Member Count 12 Months Ago	Avg. length of service for dropped members	Months Since Last MMR ***	Yrs. Since Last Officer Report	President Rotation	Vice President Reported ****	Months Since Last Activity Report ***	Account Balance	Donations for current Fiscal Year				
			Number of times on status quo within last two years	If below 15 members appears					If net loss is greater than 20% appears						If no report in 3 months appears in	When more than one year appears in	Number of repeat terms	Notes the officers that do not have an active	If no report at 12 months appears in red		
Clubs less than two years old																					
157286	Bayou Teche	04/29/2024	Active	27	7	0	7	35.00%	0		0		2	R	S	0					
Clubs more than two years old																					
118567	BREAUX BRIDGE	01/07/2013	Active	27	4	4	0	0.00%	26	5	4		4	R	M,SC	5		\$50.00			
3900	CAMERON	10/25/1944	Active	50	1	1	0	0.00%	51	8	5		10	R	SC	N/R		\$6,000.00			
43857	CARENCRO	05/22/1984	Active	19	1	0	1	5.56%	18		2			N	SC	24+		\$4,458.05			
3902	CROWLEY	06/23/1931	Active	25	1	0	1	4.17%	26		6		3	N	M,SC	7					
3905	DE RIDDER	05/27/1942	Active	41	2	1	1	2.50%	39	11	2			N	M,SC	0					
3906	DUSON	01/22/1953	Active	7	0	1	-1	-12.50%	8	33	2		4		M,VP,SC	N/R					
3907	EAST BEAUREGARD L C	12/09/1971	Active(1)	17	0	0	0	0.00%	17		6		20		P,T,M,VP,SC	N/R					
3913	IOTA EGAN L C	03/31/1966	Active	22	0	0	0	0.00%	22		7			N	VP,SC	8					
104217	IOWA	12/22/2008	Cancelled(6*)	0	0	8	-8	-100.00%	8	13	5		None		P,S,T,M,VP SC	24+	90+ Days				
3915	JENNINGS	03/03/1947	Active	33	3	9	-6	-15.38%	38	20	2		2		M,VP,SC	24+					
3916	KAPLAN	05/22/1936	Active	26	0	0	0	0.00%	22		1		2	R	SC	24+		\$722.00			
3918	LAFAYETTE	12/11/1962	Active	24	3	0	3	14.29%	19		2			N	M	3		\$2,700.00			
3884	OAKDALE	04/09/1940	Active	40	4	4	0	0.00%	39	7	0		6		T,M,VP,SC	6					
3929	OPELOUSAS	01/17/1947	Active	21	6	0	6	40.00%	17		1		8	R	SC	3					
46387	PORT BARRE	06/27/1986	Active	57	14	7	7	14.00%	57	8	2				M,VP,SC	21					
3930	RAYNE	11/02/1938	Active	41	7	0	7	20.59%	33		0		2	R		21	90+ Days				
3933	SCOTT	02/03/1953	Active	24	0	0	0	0.00%	23		10		9	R	M,VP,SC	N/R		\$595.00			
3926	SULPHUR	08/05/1944	Active(1)	17	4	1	3	21.43%	14	3	1			R	VP,SC	0		\$1,760.00			
3937	VILLE PLATTE	09/06/1943	Active	21	2	0	2	10.53%	18		2		3	R	S,M,SC	N/R					
3940	YOUNGSVILLE	04/24/1950	Active	18	0	0	0	0.00%	18		7		3		P,M,VP,SC	24					



Club Health Assessment for District 8 O through January 2025

			Status	Membership							Reports					Finance	LCIF
Club Number	Club Name	Charter Date		Current Member Count	YTD Members Added	YTD Members Dropped	YTD Net Growth	YTD Net Growth%	Member Count 12 Months Ago	Avg. length of service for dropped members	Months Since Last MMR ***	Yrs. Since Last Officer Report	President Rotation	Vice President Reported ****	Months Since Last Activity Report ***	Account Balance	Donations for current Fiscal Year
			Number of times on status quo within last two years	If below 15 members appears				If net loss is greater than 20% appears			If no report in 3 months appears in	When more than one year appears in	Number of repeat terms	Notes the officers that do not have an active	If no report at 12 months appears in red		

Clubs Cancelled Previous Fiscal Year – Clubs Cancelled within last 12 months may be reinstated

Club Number	Club Name	Charter Date	Current Status*	Cancellation Date
104218	LAKE CHARLES ELITE	12/23/2008	Cancelled(8*)	12/29/2023

Current Total Clubs Count	YTD New Clubs Count	YTD Cancelled Clubs Count	YTD Net Club Gain	Current Total Members Count	YTD Add	YTD Drop	YTD Net Growth	YTD Net Growth %	Member Count 12 Months Ago	Average Member Count Per Club	% of Clubs with less than 20 members	% No MMR in 3 Months	% No Officer Report in 12 Months	% of Clubs with balance 90+ days	Number of Clubs in Status Quo	% Status Quo Clubs in Financial Suspension	Number of Cancelled Clubs	Average Cancelled Club Age	Members Lost Due to Cancellation	% of Clubs Cancelled for Non-Financial Reasons
20	0	1	-1	557	59	36	23	4.31%	513	28	25%	35%	0%	5%	0	0%	1	31	8	0%

* - P - Priority Club. Cancellation Reasons: 1-Objectives/conduct, 2-Non-active club, 5-Non-existing club, 6-Disbanding, 7-Merger, 8-Financial Suspension, 9-District/Multiple District Dues.

** - Abbreviation: P-President, S-Secretary, T-Treasurer, M-Member Chairperson, VP-First Vice President, MC-Communications Chairperson, SC-Service Chairperson

*** - Abbreviation: N/R - Never reported using the Lions Clubs website, N/A - Not applicable, No password registered for the Lions Clubs website.

**** - Abbreviation: N - New, IP - Immediate Past, R - Repeat.



Club Health Assessment for District 8 N through January 2025

			Status	Membership							Reports					Finance		LCIF
Club Number	Club Name	Charter Date		Current Member Count	YTD Members Added	YTD Members Dropped	YTD Net Growth	YTD Net Growth%	Member Count 12 Months Ago	Avg. length of service for dropped members	Months Since Last MMR ***	Yrs. Since Last Officer Report	President Rotation	Vice President Reported ****	Months Since Last Activity Report ***	Account Balance	Donations for current Fiscal Year	
			Number of times on status quo within last two years	If below 15 members appears				If net loss is greater than 20% appears			If no report in 3 months appears in	When more than one year appears in	Number of repeat terms	Notes the officers that do not have an active	If no report at 12 months appears in red			
Clubs less than two years old																		
154638	Livingston Parish	06/08/2023	Active	30	4	0	4	15.38%	26		3			N	0		\$550.00	
Exc Award (06/30/2024)																		
Clubs more than two years old																		
124539	Baker	04/21/2015	Active	20	1	1	0	0.00%	19	6	2			R	SC	24+	\$25.00	
3949	BATON ROUGE BROWNFIELDS	02/25/1958	Active	9	0	0	0	0.00%	9		22		2	R	M,VP,SC	24+		
41149	BATON ROUGE CENTRAL	04/05/1982	Active	14	0	0	0	0.00%	15		3			N	M,SC	0		
3944	BATON ROUGE EAST BATON ROUGE	02/28/1946	Active	25	1	2	-1	-3.85%	26	21	3			N		2	\$100.00	
3946	BATON ROUGE LAKESHORE	11/10/1947	Active	24	0	2	-2	-7.69%	23	1	1		3	N		1	\$100.00	
43337	BATON ROUGE METROPOLITAN	01/16/1984	Active	16	9	0	9	128.57%	8		0		6		VP,SC	2		
57814	BATON ROUGE SOUTHEAST	02/05/1996	Active	11	0	0	0	0.00%	13		7			R	M,VP,SC	3		
Exc Award (06/30/2017, 06/30/2018)																		
3948	BOGALUSA	06/22/1943	Active	21	2	6	-4	-16.00%	25	13	1			R	P,VP,SC	24+		
3950	BRUSLY	04/08/1954	Active	46	10	0	10	27.78%	37		4		3	N	SC	24+	\$210.00	
30463	CLINTON	03/31/1975	Active	18	0	1	-1	-5.26%	19	7	6		3	R	M,VP,SC	24+		
3951	COVINGTON	05/19/1943	Active	21	0	0	0	0.00%	21		10		4	R	T,M,VP,SC	24+		
3954	GONZALES	04/07/1943	Active	45	3	20	-17	-27.42%	57	5	0		2	R		0	\$1,200.00	
Exc Award (06/30/2020)																		
3955	GROSSE TETE ROSEDALE	03/12/1970	Active	32	0	3	-3	-8.57%	34	12	0				T,VP,SC	0		
3958	JACKSON	05/01/1951	Active	24	0	0	0	0.00%	19		1		3	R	M,SC	7		
3960	LAPLACE	05/02/1957	Active	38	4	2	2	5.56%	30	14	1		4	R		0	\$100.00	
3962	LUTCHER GRAMERCY	03/12/1940	Active	62	0	0	0	0.00%	61		7		2	R	P,M,SC	24+		
Exc Award (06/30/2016, 06/30/2018)																		
3963	MANDEVILLE	09/26/1946	Active	56	8	6	2	3.70%	52	8	0		2	N		19	\$100.00	
Exc Award (06/30/2018)																		
3965	MORGANZA	01/09/1963	Active	8	0	0	0	0.00%	8		11	1	None		P,S,T,M,VP SC	N/R		



Club Health Assessment for District 8 N through January 2025

Club Number	Club Name	Charter Date	Status	Membership							Reports					Finance	LCIF
				Current Member Count	YTD Members Added	YTD Members Dropped	YTD Net Growth	YTD Net Growth%	Member Count 12 Months Ago	Avg. length of service for dropped members	Months Since Last MMR ***	Yrs. Since Last Officer Report	President Rotation	Vice President Reported ****	Months Since Last Activity Report ***	Account Balance	Donations for current Fiscal Year
			Number of times on status quo within last two years	If below 15 members appears				If net loss is greater than 20% appears			If no report in 3 months appears	When more than one year appears in	Number of repeat terms	Notes the officers that do not have an active	If no report at 12 months appears in red		
3966	NEW ROADS	04/23/1941	Active	67	2	7	-5	-6.94%	71	30	1			N	M,SC	24+	
3967	PEARL RIVER	04/01/1953	Active	28	9	3	6	27.27%	22	11	6				M,VP,SC	24+	\$18.00
	Exc Award (06/30/2018)																
55495	PEARL RIVER SIXTH WARD	04/08/1994	Cancelled(6*)	0	0	6	-6	-100.00%	6	23	5	1	None		P,S,T,M,VP SC	24+	
3968	PLAQUEMINE	02/25/1942	Active	24	2	0	2	9.09%	22		0		2	R	T,M,SC	24+	
40228	POINTE COUPEE FAL RIV	07/31/1981	Active	7	0	0	0	0.00%	7		32		5	R	P,M,VP,SC	24+	
44285	PONCHATOU LA	10/30/1984	Active	28	0	0	0	0.00%	33		8			N	VP,SC	24+	\$1,000.00
3970	PORT ALLEN	01/05/1940	Active	5	0	0	0	0.00%	6		10		6	N	T,VP,SC	0	
3972	SLIDELL	10/23/1928	Active	54	5	4	1	1.89%	53	8	0			N		0	\$1,700.00
45657	SLIDELL EVENING	01/21/1986	Active	21	0	1	-1	-4.55%	20	2	0		18	R	M,SC	N/R	
3974	SORRENTO	06/16/1953	Active	16	4	0	4	33.33%	12		6		10	R	M,SC	24+	
3975	WHITE CASTLE	04/15/1943	Active	15	0	0	0	0.00%	15		19		10	R	S,T,M,VP	24+	
3976	ZACHARY	02/17/1955	Active	7	0	0	0	0.00%	7		9		15	R	M	2	\$14,000.00
	Exc Award (06/30/2018)																


Clubs Cancelled Previous Fiscal Year – Clubs Cancelled within last 12 months may be reinstated

Club Number	Club Name	Charter Date	Current Status*	Cancellation Date
3943	BATON ROUGE	09/23/1927	Cancelled(6*)	07/29/2023
54442	BATON ROUGE MAGNOLIA	05/10/1993	Cancelled(8*)	06/29/2024
3971	RESERVE	05/15/1946	Cancelled(6*)	11/29/2023

Current Total Clubs Count	YTD New Clubs Count	YTD Cancelled Clubs Count	YTD Net Club Gain	Current Total Members Count	YTD Add	YTD Drop	YTD Net Growth	YTD Net Growth %	Member Count 12 Months Ago	Average Member Count Per Club	% of Clubs with less than 20 members	% No MMR in 3 Months	% No Officer Report in 12 Months	% of Clubs with balance 90+ days	Number of Clubs in Status Quo	% Status Quo Clubs in Financial Suspension	Number of Cancelled Clubs	Average Cancelled Club Age	Members Lost Due to Cancellation	% of Clubs Cancelled for Non-Financial Reasons
30	0	1	-1	792	64	64	0	0.00%	776	26	37%	57%	3%	0%	0	0%	1	235	6	0%



Club Health Assessment for District 8 N through January 2025

			Status	Membership							Reports					Finance	LCIF
Club Number	Club Name	Charter Date		Current Member Count	YTD Members Added	YTD Members Dropped	YTD Net Growth	YTD Net Growth%	Member Count 12 Months Ago	Avg. length of service for dropped members	Months Since Last MMR ***	Yrs. Since Last Officer Report	President Rotation	Vice President Reported ****	Months Since Last Activity Report ***	Account Balance	Donations for current Fiscal Year
			Number of times on status quo within last two years	If below 15 members appears				If net loss is greater than 20% appears			If no report in 3 months appears in	When more than one year appears in	Number of repeat terms	Notes the officers that do not have an active	If no report at 12 months appears in red		

* - P - Priority Club. Cancellation Reasons: 1-Objectives/conduct, 2-Non-active club, 5-Non-existing club, 6-Disbanding, 7-Merger, 8-Financial Suspension, 9-District/Multiple District Dues.

** - Abbreviation: P-President, S-Secretary, T-Treasurer, M-Member Chairperson, VP-First Vice President, MC-Communications Chairperson, SC-Service Chairperson

*** - Abbreviation: N/R - Never reported using the Lions Clubs website, N/A - Not applicable, No password registered for the Lions Clubs website.

**** - Abbreviation: N - New, IP - Immediate Past, R - Repeat.



Club Health Assessment for District 8 S through January 2025

			Status	Membership						Reports					Finance	LCIF		
Club Number	Club Name	Charter Date		Current Member Count	YTD Members Added	YTD Members Dropped	YTD Net Growth	YTD Net Growth%	Member Count 12 Months Ago	Avg. length of service for dropped members	Months Since Last MMR ***	Yrs. Since Last Officer Report	President Rotation	Vice President Reported ****	Months Since Last Activity Report ***	Account Balance	Donations for current Fiscal Year	
			Number of times on status quo within last two years	If below 15 members appears					If net loss is greater than 20% appears			If no report in 3 months appears in	When more than one year appears in	Number of repeat terms	Notes the officers that do not have appears in an active	If no report at 12 months red		
Clubs less than two years old																		
157711	Thibodaux Bridge Community	05/03/2024	Active	25	0	0	0	0.00%	0		5		2	M,VP,SC	N/R			
Clubs more than two years old																		
3981	BELLE CHASSE	11/22/1957	Active	10	3	4	-1	-9.09%	10	10	4		4	M,VP,SC	24+			
3982	BOURG	02/01/1960	Active	19	0	1	-1	-5.00%	20	2	0			P,T,M,VP,SC	24+			
143381	Bourg Lioness	11/12/2020	Active	13	1	1	0	0.00%	15	4	0		5	P,T,M,VP,SC	1			
45352	CHAUVIN	09/09/1985	Active	8	0	0	0	0.00%	8		0		6	P,S,T,M,VP SC	24+			
50338	CHAUVIN T-CAILLOU	03/19/1990	Active	22	0	0	0	0.00%	22		5		10	P,M,VP,SC	16	\$140.00		
3985	EVERGREEN L C	03/20/1968	Active	18	0	0	0	0.00%	18		6		5	N M,SC	0	\$1,000.00		
3987	GOLDEN MEADOW	04/02/1959	Active	14	0	0	0	0.00%	14		16		7	P,M,VP,SC	24+			
3988	HAHNVILLE	04/25/1957	Active(1)	13	14	13	1	8.33%	12	35	0		3	M,VP,SC	15			
3989	HARAHAN	03/23/1953	Active	31	2	1	1	3.33%	19	72	2		7	N M,VP,SC	3			
3990	HOUMA	01/31/1940	Active	39	4	17	-13	-25.00%	48	9	0			N SC	4	\$1,000.00		
3992	KENNER	01/18/1950	Active	26	0	0	0	0.00%	25		5		14	N M,VP,SC	24+			
36042	KENNER CENTRAL	09/13/1978	Active	22	2	1	1	4.76%	20	3	1			N SC	2	\$1,000.00		
3993	KENNER UNIVERSITY PARK, INC.	06/21/1966	Active	21	0	2	-2	-8.70%	23	2	1		2	R VP	2			
Exc Award (06/30/2018, 06/30/2023)																		
3994	LABADIEVILLE	02/12/1959	Active	24	0	3	-3	-11.11%	27	7	3		7	N P,T,M,VP,SC	24+	\$50.00		
3995	LOCKPORT	10/28/1947	Active	11	0	0	0	0.00%	11		5		7	P,T,M,VP,SC	24+			
61668	LULING BOUTTE	03/22/1999	Active(1)	16	19	16	3	23.08%	14	7	0		6	R M,SC	11			
Exc Award (06/30/2023)																		
3997	MARRERO	12/26/1955	Active	78	5	6	-1	-1.27%	81	3	1		2	R SC	7			
Exc Award (06/30/2022)																		
3998	METAIRIE	11/18/1940	Active(1)	31	0	0	0	0.00%	31		14		13	R P,S,M,SC	24+			
3999	METAIRIE AIRLINE	11/09/1948	Active	35	1	0	1	2.94%	30		5			VP,SC	0	\$5,100.00		
Exc Award (06/30/2023, 06/30/2024)																		




Club Health Assessment for District 8 S through January 2025

			Status		Membership						Reports					Finance		LCIF		
Club Number	Club Name	Charter Date			Current Member Count	YTD Members Added	YTD Members Dropped	YTD Net Growth	YTD Net Growth%	Member Count 12 Months Ago	Avg. length of service for dropped members	Months Since Last MMR ***	Yrs. Since Last Officer Report	President Rotation	Vice President Reported ****	Months Since Last Activity Report ***	Account Balance	Donations for current Fiscal Year		
			Number of times on status quo within last two years		If below 15 members appears				If net loss is greater than 20% appears			If no report in 3 months appears in	When more than one year appears in	Number of repeat terms		Notes the officers that do not have an active	If no report at 12 months appears in red			
4000	METAIRIE DELTA	05/13/1958	Active		30	0	0	0	0.00%	31		0			N	SC	0	\$1,000.00		
Exc Award (06/30/2023, 06/30/2024)																				
4002	METAIRIE LAKESIDE	08/24/1967	Active		18	0	0	0	0.00%	18		16				M,VP,SC	24+	\$400.00		
37416	METAIRIE PONTCHARTRAIN	07/24/1979	Active		30	4	0	4	15.38%	28		5		3	R		0			
Exc Award (06/30/2023)																				
4003	MONTEGUT	01/04/1956	Active(1)		51	0	0	0	0.00%	53		9		4	N	T,M,SC	10			
4004	MORGAN CITY	09/28/1967	Active		8	0	0	0	0.00%	10		10		5		M,VP,SC	24+			
4005	NEW ORLEANS ALGIERS	05/09/1957	Active		23	1	1	0	0.00%	21	4	1		2	R		3			
Exc Award (06/30/2022, 06/30/2023, 06/30/2024)																				
122807	New Orleans Asian American	07/25/2014	Active		67	1	3	-2	-2.90%	66	2	4			N		1			
4006	NEW ORLEANS CENTRAL CITY	02/15/1972	Active		30	2	1	1	3.45%	28	2	2			R	M,SC	0			
Exc Award (06/30/2021, 06/30/2024)																				
47114	NEW ORLEANS FILIPINO AMERICAN	03/31/1987	Active		119	6	11	-5	-4.03%	110	2	0			N		0			
Exc Award (06/30/2023, 06/30/2024)																				
4012	RACELAND	04/22/1941	Active		55	5	3	2	3.77%	54	15	2		17	N	M,SC	24+	\$1,000.00		
66786	SCHRIEVER	11/13/2002	Active		17	2	5	-3	-15.00%	30	7	0		10	R	S,M,SC	N/R			
101914	ST. BERNARD PARISH SCHOOL EMPLOYEES	06/17/2008	Active		27	0	0	0	0.00%	27		16		3		M,VP,SC	24+			
4015	TERRYTOWN	03/27/1962	Active		24	0	0	0	0.00%	24		12		7		M,VP,SC	24+			
4016	THIBODAU	02/12/1940	Active		54	3	3	0	0.00%	56	24	4			N	S,T,SC	5			
150152	Westwego	03/11/2022	Active		29	4	0	4	16.00%	28		2			N	SC	5			
Current Total Clubs Count	YTD New Clubs Count	YTD Cancelled Clubs Count	YTD Net Club Gain	Current Total Members Count	YTD Add	YTD Drop	YTD Net Growth	YTD Net Growth %	Member Count 12 Months Ago	Average Member Count Per Club	% of Clubs with less than 20 members	% No MMR in 3 Months	% No Officer Report in 12 Months	% of Clubs with balance 90+ days	Number of Clubs in Status Quo	% Status Quo Clubs in Financial Suspension	Number of Cancelled Clubs	Average Cancelled Club Age	Members Lost Due to Cancellation	% of Clubs Cancelled for Non-Financial Reasons
35	0	0	0	1,058	79	92	-13	-1.21%	1,032	30	34%	51%	0%	0%	0	0%	0	0	0	0%



Club Health Assessment for District 8 S through January 2025

			Status	Membership							Reports					Finance	LCIF
Club Number	Club Name	Charter Date		Current Member Count	YTD Members Added	YTD Members Dropped	YTD Net Growth	YTD Net Growth%	Member Count 12 Months Ago	Avg. length of service for dropped members	Months Since Last MMR ***	Yrs. Since Last Officer Report	President Rotation	Vice President Reported ****	Months Since Last Activity Report ***	Account Balance	Donations for current Fiscal Year
			Number of times on status quo within last two years	If below 15 members appears				If net loss is greater than 20% appears			If no report in 3 months appears in	When more than one year appears in	Number of repeat terms	Notes the officers that do not have an active	If no report at 12 months appears in red		

* - P - Priority Club. Cancellation Reasons: 1-Objectives/conduct, 2-Non-active club, 5-Non-existing club, 6-Disbanding, 7-Merger, 8-Financial Suspension, 9-District/Multiple District Dues.
** - Abbreviation: P-President, S-Secretary, T-Treasurer, M-Member Chairperson, VP-First Vice President, MC-Communications Chairperson, SC-Service Chairperson
*** - Abbreviation: N/R - Never reported using the Lions Clubs website, N/A - Not applicable, No password registered for the Lions Clubs website.
**** - Abbreviation: N - New, IP - Immediate Past, R - Repeat.